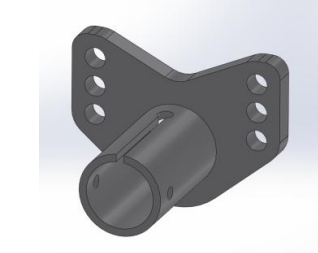
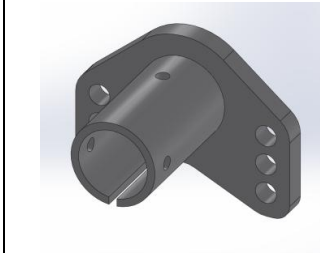
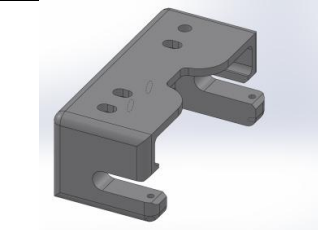





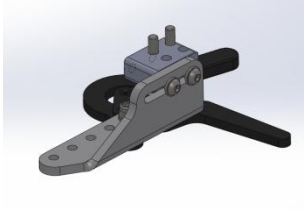
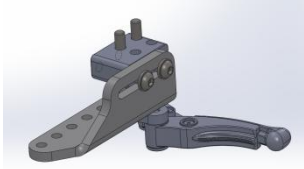





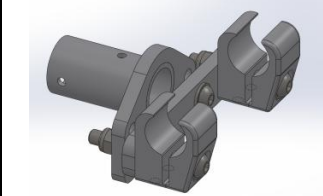
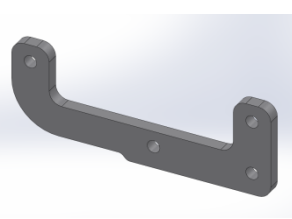
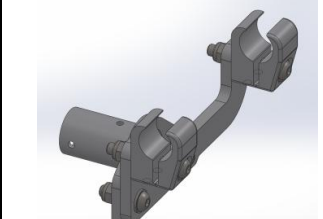

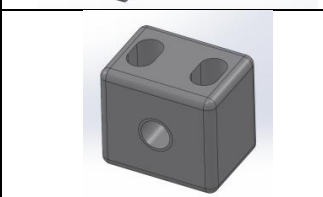
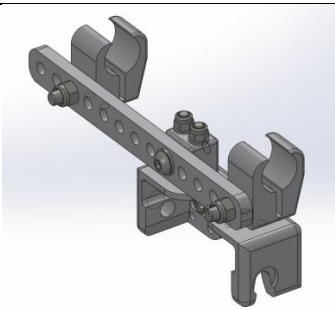
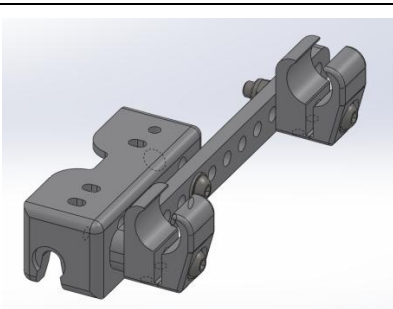


## INSTALLATION GUIDE NEW PIECES 2016

<b>BRACKETS</b>			
<b>53.01.10</b> 280.-	<b>D1 PV3</b> FLAT V SHAPE BRACKETS FOR FIXED FRAME		
<b>53.01.11</b> 550.-	<b>D1 CNC</b> MACHINED BRACKETS FOR FOLDING FRAME		
<b>D1 PV3</b>		<b>D1 CNC - STANDARD POSITION</b>	<b>D1 CNC - 90° POSITION</b>
			
<b>BRAKES</b>			
<b>53.03.10</b> 145.-	<b>D3 NR</b> STANDARD PUSH-TO-LOCK BRAKES MOUNTED ON BATEC CLAMPS		
<b>53.03.11</b> 195.-	<b>D3 NTA</b> ALUMINIUM SCISSOR BRAKES MOUNTED ON BATEC CLAMPS		
<b>53.03.12</b> 295.-	<b>D3 NT</b> COMPOSITE SCISSOR BRAKES MOUNTED ON BATEC CLAMPS		

<b>ADAPTORS</b>			
<b>53.05.03</b> 160.-	<b>D5 PRO</b> ADAPTORS FOR PRO ACTIV WHEELCHAIRS		
<b>53.05.04</b> 110.-	<b>D5 50</b> ADAPTORS FOR FIXED FRAME WITH TAPERED SEAT		
<b>53.05.05</b> 80.-	<b>D5 RE</b> ADAPTOR FOR MOVING THE REAR CLAMP BACKWARDS FOR FIXED FRAME		
<b>53.05.06</b> 135.-	<b>D5 PU</b> ADAPTOR FOR SAVING A SEAT BAR FOR FIXED FRAME		
<b>53.05.07</b> 220.-	<b>D5 BA</b> ADAPTOR DOR MOVING THE CLAMPS FOR FOLDING FRAME		
<b>D5 BA – STANDARD POSITION</b>		<b>D5 BA – 90° POSITION</b>	
			
<b>53.05.08</b> 50.-	<b>D5 ES</b> SPACERS SET FOR FOLDING FRAME OR FIXED FRAME OR D5 50	